

ENERVEX®

MEC 24 MODULATING FAN CONTROL

020.3080.0421 04.21

Product Information

Use

The MEC 24 is a fan control used to monitor pressure in single or multi-story building exhaust applications. The control modulates the fan speed to maintain proper and constant pressure in the exhaust system. The MEC 24 is used with models EFV and BEF. The MEC 24 is for indoor and outdoor installations.

Typical applications include:

- Clothes dryer venting
- Bathroom and kitchen exhaust

Description

The MEC 24 monitors pressure in an exhaust duct via an XTP Sensor. The XTP constantly senses the pressure in the duct and as the pressure varies, the control adjusts the speed of the fan to maintain the pressure set-point.

The MEC 24 operates a single phase fan using a 10-120 VAC signal. The control sends a 0-10 VDC signal to an ENERVEX EDrive to operate a 1 or 3-phase fan. When the system is energized, the fan begins to run at full speed. Once the pressure set-point is reached in the duct, the control adjusts the fan speed to maintain proper pressure.

The control contains an optional integrated safety system that shuts down the appliance(s) in the event of a mechanical or electrical fan failure. The control can be used with up to two appliances. For multiple appliance interlocks one or more ES12 controls may be required.

The control has fast reaction times (max. 20 seconds) and a very stable control signal assuring accurate fan operation.

Material

Enclosure is made of polycarbonate and is NEMA 4x rated.

Standard Equipment

- MEC 24 Control Box
- XTP Sensor
- Stack Probe
- Silicone Tubing



Listings

The MEC 24 Modulating Fan Control is UL Listed in the U.S. and certified for Canada under Underwriters Laboratories Inc. file no. E484712:

- ANSI/UL 60947-1 & 60947-4-1 Switches, Industrial Control
- CSA C22.2 No. 14-10 Standard for Industrial Control Equipment

Approvals

- CE Compliant
- Manufactured at ISO9001 certified plant

Warranty

2-Year Factory Warranty. Complete warranty conditions are available from ENERVEX Inc.



UL File E484712

ENERVEX Inc.
1685 Bluegrass Lakes Parkway
Alpharetta, GA 30004
USA

P: 770.587.3238
F: 770.587.4731
T: 800.255.2923
info@enervex.com
www.enervex.com

ENERVEX®
VENTING DESIGN SOLUTIONS

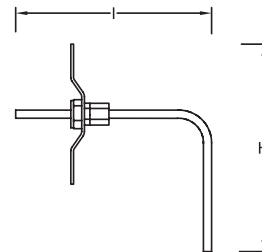
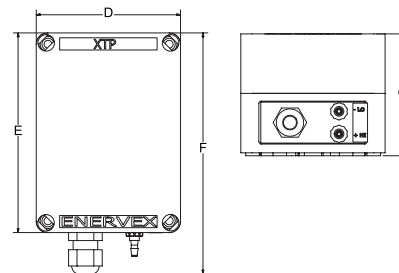
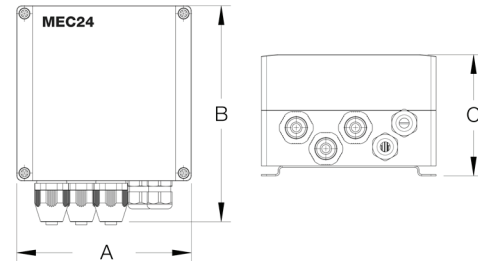
ENERVEX® MEC 24 MODULATING FAN CONTROL

020.3080.0421 04.21

Product Information

Specifications

MEC 24 Control		
Power supply	V	1x120VAC / 60 Hz
Amperage	A	0.4T/6.3T/250V(JDYX2/8)
Operating temperature	°F/°C	-4 to 122 / -20 to 50
Range of operation	inWC / Pa	0-0.6 / 0-150
Tolerance	inWC / Pa	0.01 / 3 +/-10%
Output Current	mA	max. 10
Max. Load		120 VAC / 8A
Real-time PID Control Method		Infinitely variable
Real-time PID Signal Stability		+/- 0.5%
Ramp Up/Down Time	Seconds	max 20
Output	VAC	10-120
	VDC	0-10
Dimensions	A in / mm	6.9 / 175
	B in / mm	8.5 / 216
	C in / mm	4.76 / 121
Weight	lbs/kg	3.0 / 1.5
EMC standard	Emission	UL 60947
	Immunity	EN50 082-2
XTP Sensor		
Power supply	VDC	12-36 / 24V
Amperage	mA	<20
Output	VDC	0-10
Operating temperature	°F / °C	0 to 160 / -18 to 71
Accuracy		+/- 0.08%
Dimensions	D in / mm	3.70 / 94
	E in / mm	5.12 / 130
	F in / mm	6.18 / 157
	G in / mm	3.13 / 80
Weight	lbs / kg	.6 / .3
Stack Probe		
Dimensions	H in / mm	4.25 / 108
	I in / mm	3.50 / 89



Specifications are subject to change without notice.

ENERVEX Inc.
1685 Bluegrass Lakes Parkway
Alpharetta, GA 30004
USA

P: 770.587.3238
F: 770.587.4731
T: 800.255.2923
info@enervex.com
www.enervex.com

ENERVEX®
VENTING DESIGN SOLUTIONS